

The State of Youth Turnout

Available Data

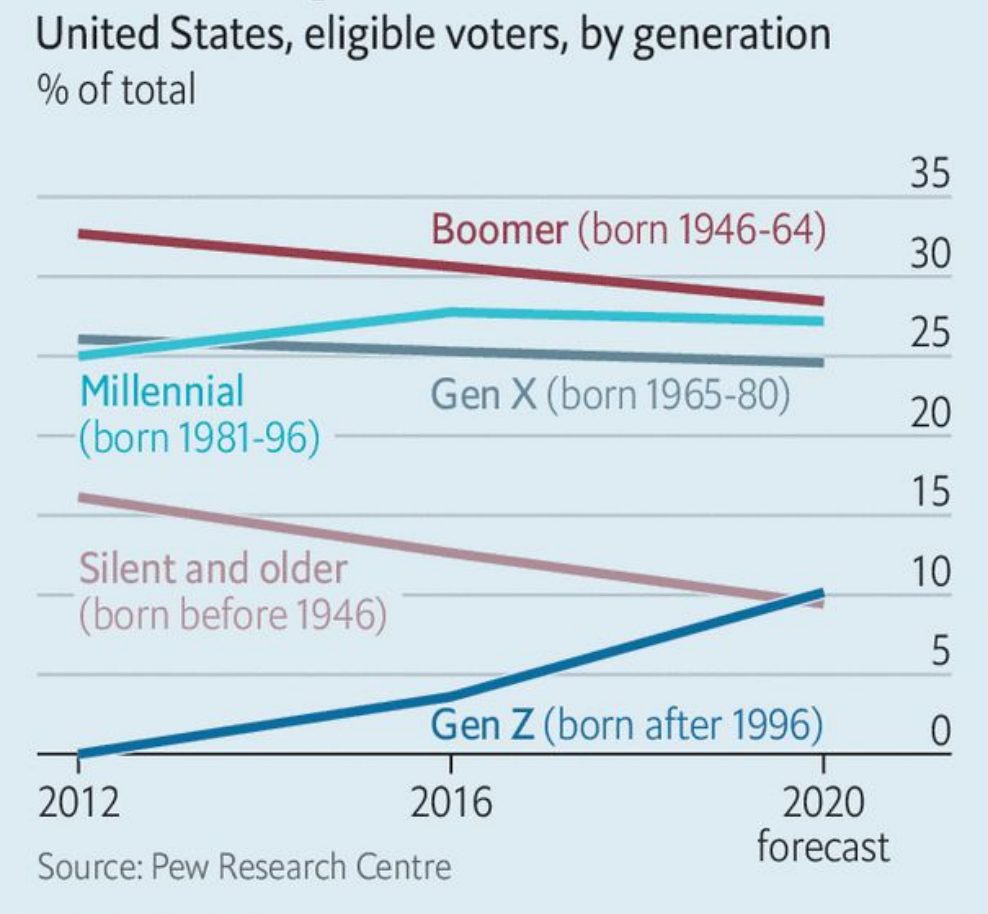


22 October 2020

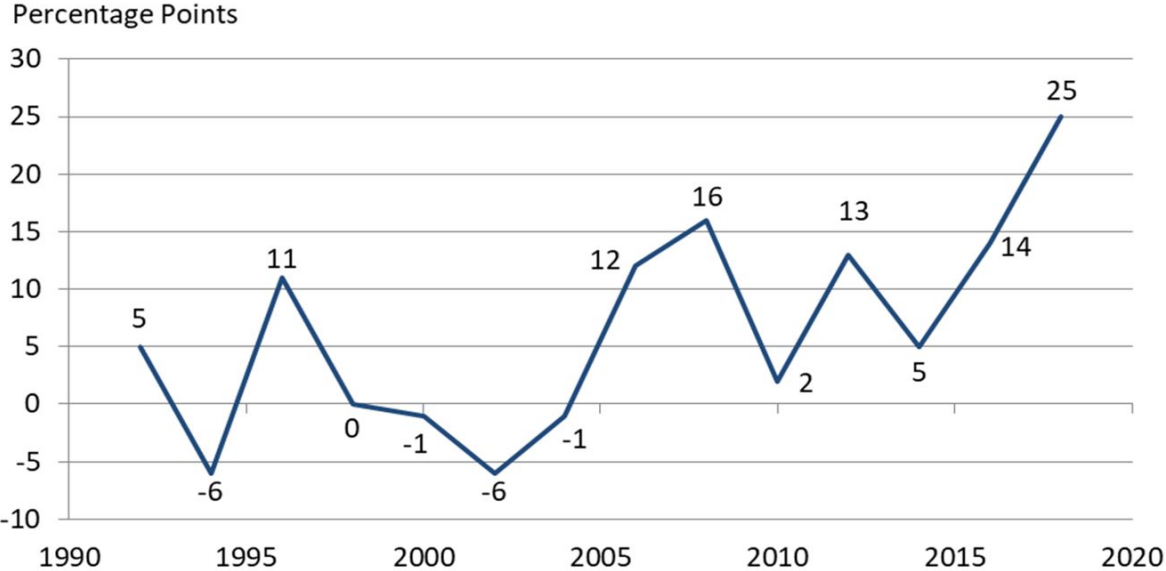
Toplines

- Youth turnout was predicted to be very high, perhaps matching 2008's 48.8%.
- With over 40m votes already collected, actual youth turnout is even stronger than predicted.
- As young people often vote late, that we are already finding **an increase in youth vote share** in a **vastly larger early vote electorate** suggests we may be seeing an election where young people turn out in very large numbers and have a significant impact on the election.
- Given their deep embrace of Joe Biden this year, this possible big youth turnout could very well make the difference for Democrats in close states and Senate races.

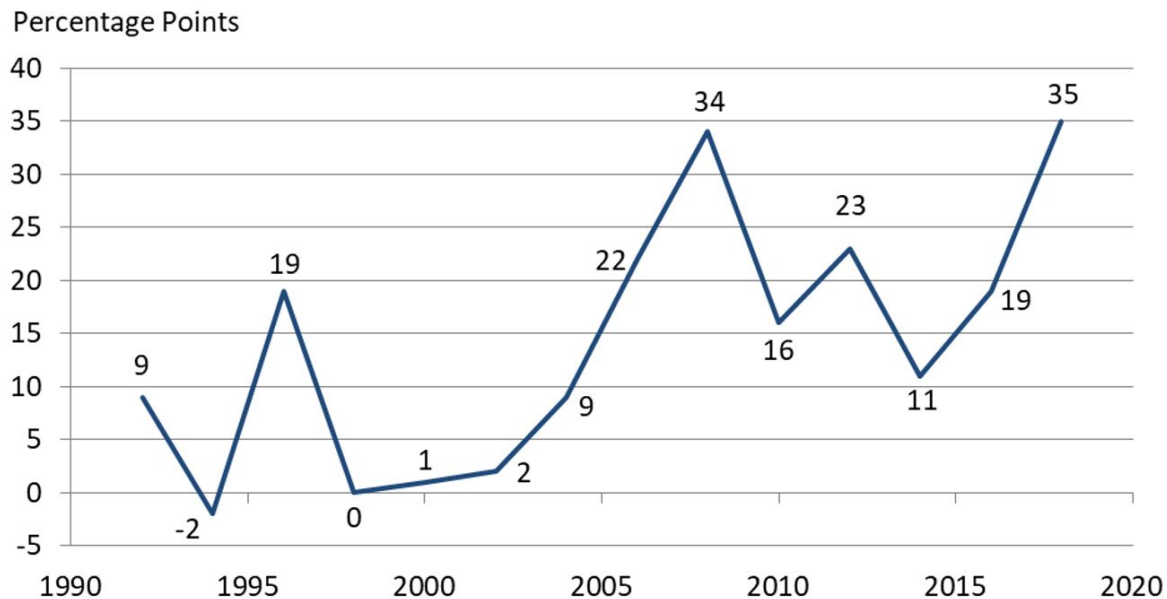
Demographics



Democrats' Margin Of Victory With Voters Under Age 45



Democrats' Margin Of Victory With Voters Under Age 30



Huge Dem margins holding in 2020

Trump Approval by Age:

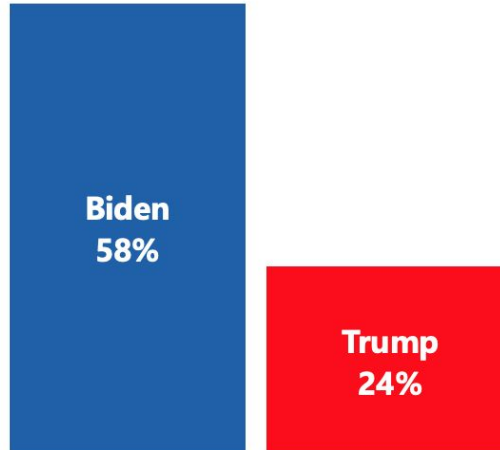
AGE	Approve	Disapprove	Neither approve nor disapprove
18-34	29%	67%	4%
35-49	39%	58%	3%
50-64	49%	48%	2%
65+	49%	48%	2%

Note: Data as of October 6th, 2020

National Polls Show Young Voters at 2008 Lean

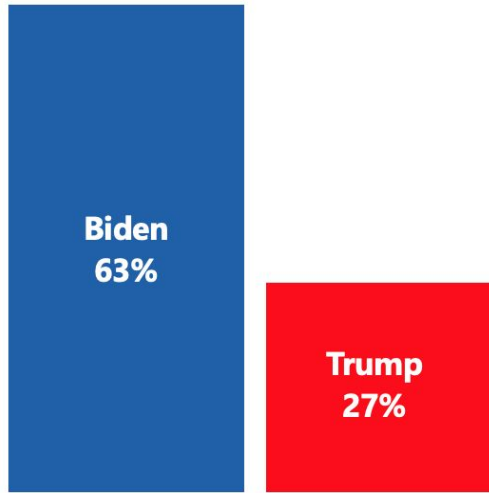
CIRCLE Poll

Likely voters **18-29**



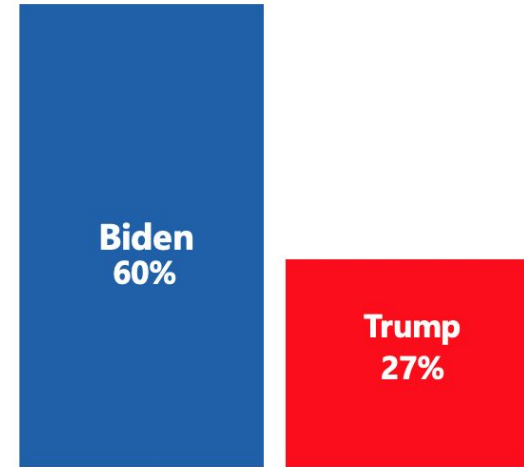
Quinnipiac Poll

Likely voters **18-34**



IOP Youth Poll

Likely voters **18-29**



National Polls Show Young Voters at 2008 Turnout



CAMBRIDGE, MA — A national poll of America’s 18- to 29- year-olds released today by the **Institute of Politics (IOP) at Harvard Kennedy School** found significant interest in the upcoming election with the likelihood of turning out to vote at levels not seen since the 2008 presidential election. The poll found 63% of respondents indicated they will “definitely be voting,” compared to 47% during this same time before the 2016 presidential election.

<https://iop.harvard.edu/about/newsletter-press-release/harvard-youth-poll-election-2020>

FALL 2020: 5 KEY TAKEAWAYS

1. Young voter enthusiasm and the likelihood of turning out are very high. 63% of respondents indicated they will “definitely be voting,” compared to 47% during this same time in 2016. Our 2008 survey was only collected among young adults between the ages of 18 and 24. Among 18-24-year-old respondents to our survey, 62% say they will definitely vote, compared to 63% overall. The 2008 election saw the highest youth turnout since 1984, the earliest Census reporting of turnout, with 48.4% of 18-29-year-olds turning out to vote, according to the United States Elections Project according to the **United States Elections Project**. The turnout of young voters seems closer to 2008 compared to 2016.

Young People Believe They Can Lead Change



About

Understanding Youth Civic Engagement

Our Research

2020 Election Center

CIRCLE in Action

Explore Our Data

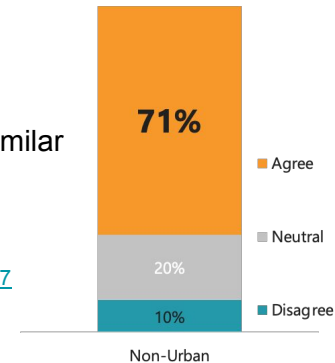
From the Archives

- **Seizing their Power:** 83% say they believe young people have the power to change the country, 60% feel like they're part of a movement that will vote to express its views, and 179% of young people say the COVID-19 pandemic has helped them realize that politics impact their everyday lives.

<https://circle.tufts.edu/latest-research/poll-young-people-believe-they-can-lead-change-unprecedented-election-cycle>

Our CaPA September 2020 survey of “ambivalent” young voters in non-urban areas shows a similar finding: “The COVID-19 pandemic has made me feel that political leaders’ decisions impact people’s everyday life.”

https://docs.google.com/presentation/d/1Y8Lgkvjx7MbxcPx3faeZ1PQBIBrfBQ9kvSxe3dKDzQo/edit#slide=id.ga1866b7ee0_0_27

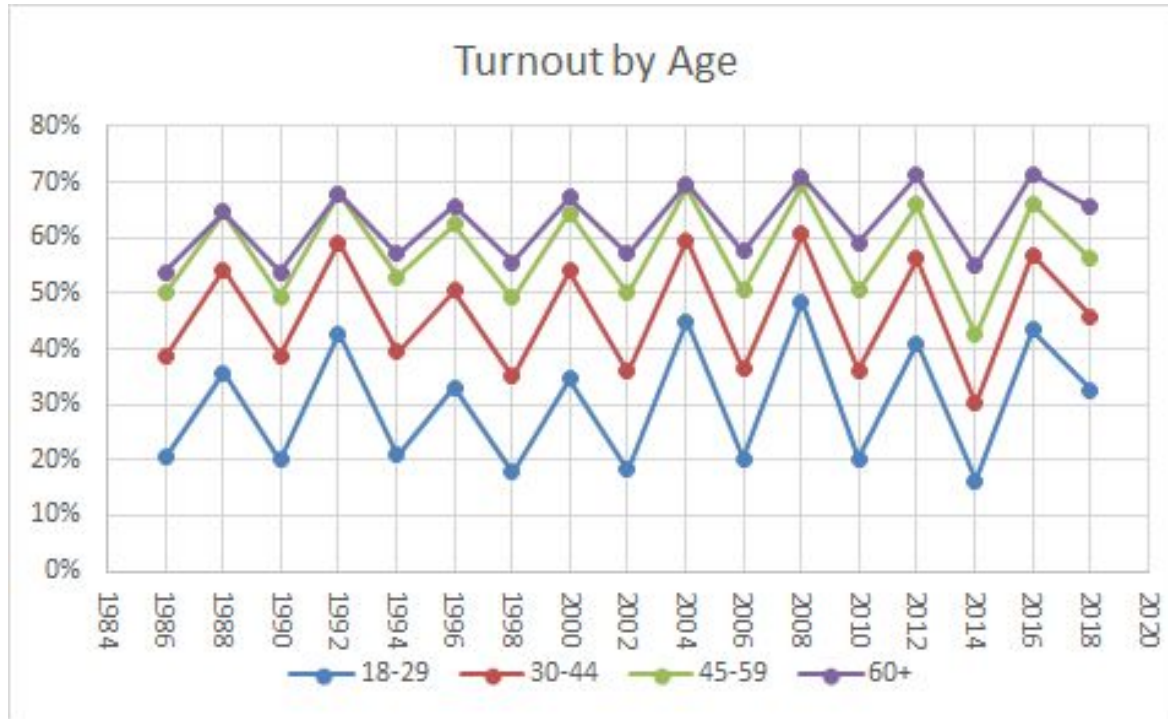


Young Voters are “Certain to Vote”

Oct. 6-9, 2020, Washington Post-ABC News poll of 879 registered voters with an error margin of +/- 3.5 percentage points (*= less than 0.5%)

A		B		C	O	P	Q
Oct. 6-9, 2020, Washington Post-ABC News poll of 879 registered voters with an error margin of +/- 3.5 percentage points (*= less than 0.5%)				Registered voters	Age		
				Registered voters	Age 18-39	Age 40-64	Age 65+
Q2. I'd like you to rate the chances that you will vote in the presidential election this fall: Are you absolutely certain to vote, will you probably vote, are the chances 50-50, or less than that?	**NET Certain to vote/Already voted**	88%	80%	92%	90%		
	<i>Absolutely certain to vote</i>	83%	78%	89%	80%		
	<i>(VOL) Already voted</i>	4%	2%	3%	11%		
	Probably vote	5%	9%	3%	4%		
	Chances 50-50	4%	5%	4%	4%		
	Less than that	2%	5%	*	*		
	Don't think will vote (vol.)	*	1%	*	-		
No opinion	*	-	-	2%			

Historical Trend Suggests 2008 Turnout Level in 2020



<http://www.electproject.org/home/voter-turnout/demographics>

As of 10/22, 18-29 y/o
early vote is 3x 2016, and
the share is up 30%

National 2020 General Election Early & Absentee Vote Report

Last update: 10/22/2020

Nationally, voters have cast 29.7% of the total votes counted in the 2016 general election.

At least 40,556,908 voters have cast ballots in the 2020 general election.

Share Custom URL →

View Type:

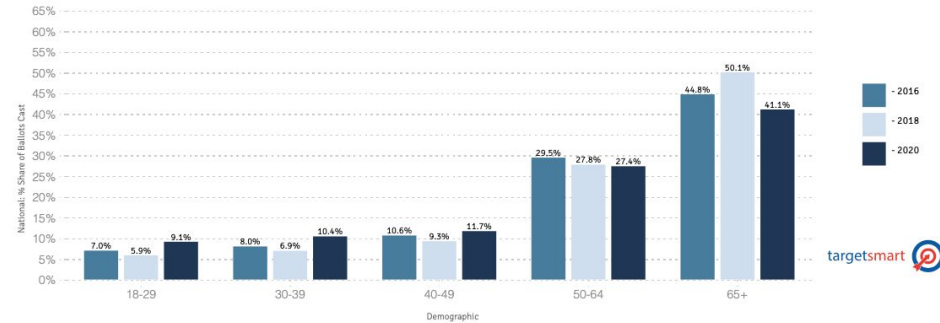
National

Demographic:

Age

Demographic Value:

All

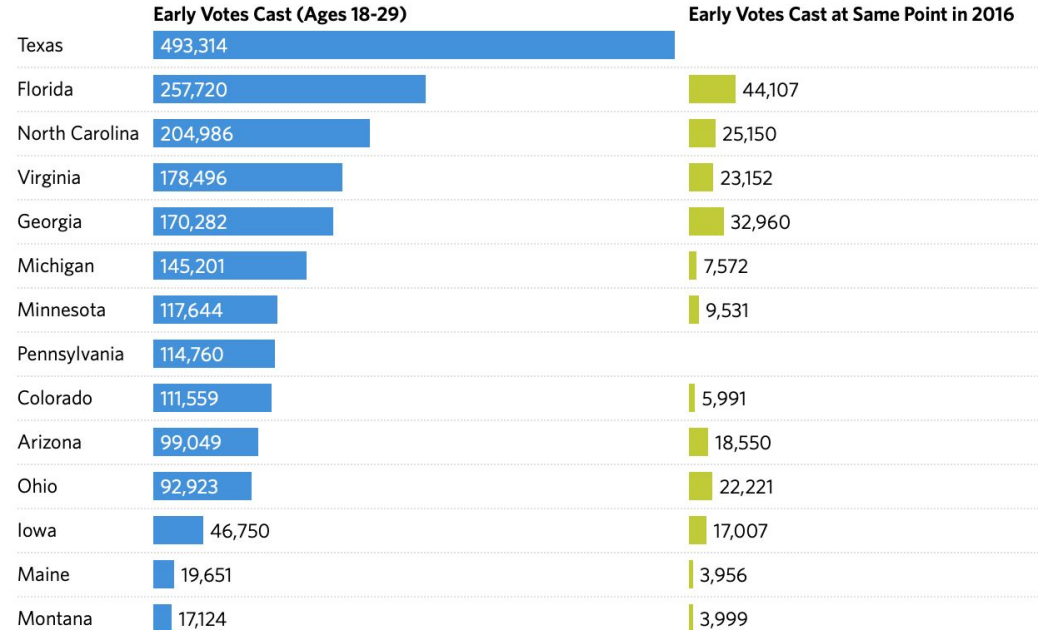


Age	2016	2018	2020
18-29	1,179,342 (7.0%)	767,367 (5.9%)	3,702,850 (9.1%)
30-39	1,349,511 (8.0%)	909,447 (6.9%)	4,227,861 (10.4%)
40-49	1,795,859 (10.6%)	1,213,229 (9.3%)	4,744,614 (11.7%)
50-64	4,970,130 (29.5%)	3,637,901 (27.8%)	11,101,872 (27.4%)
65+	7,550,888 (44.8%)	6,560,434 (50.1%)	16,668,443 (41.1%)
Unknown	24,496 (0.1%)	14,681 (0.1%)	111,268 (0.3%)
Total	16,870,226	13,103,059	40,556,908

<https://targetearly.targetsmart.com/index.html>

Absentee and Early Votes Cast by Young People in Key States

Data is for youth ages 18-29 as of October 21, 2020



Data does not exist for young voters in PA and TX as of this date in 2016. TX early vote data for 2020 is available for only 23 counties, which constitute 65% of the state's population.

CIRCLE Tufts University Tisch College - CIRCLE

Source: CIRCLE analysis of Catalyst voter files, captured on October 21, 2020

<https://circle.tufts.edu/latest-research/absentee-and-early-voting-youth-2020-election>